

KEDIA ADVISORY



DAILY BULLION REPORT

8 May 2024

- BULLDEX
- GOLD
- SILVER



Kedia Stocks & Commodities Research Pvt. Ltd.

Research Advisory | White Labelling | Digital Marketing



BULDEX SNAPSHOT

Commodity	Expiry	Open	High	Low	Close	% Change
MCXBULLDEX	27-May-24	18086.00	18120.00	18035.00	18062.00	-0.13
MCXBULLDEX	26-Jun-24	0.00	0.00	0.00	18219.00	0.64

BULLION SNAPSHOT

Commodity	Expiry	Open	High	Low	Close	% Change
GOLD	5-Jun-24	71280.00	71398.00	70927.00	71148.00	-0.31
GOLD	5-Aug-24	71509.00	71512.00	71147.00	71271.00	-0.31
GOLDMINI	5-Jun-24	71339.00	71365.00	70967.00	71136.00	-0.26
GOLDMINI	5-Jul-24	71388.00	71454.00	71103.00	71230.00	-0.27
SILVER	5-Jul-24	82800.00	83333.00	82514.00	82878.00	-0.09
SILVER	5-Sep-24	84312.00	84751.00	84019.00	84316.00	-0.09
SILVERMINI	28-Jun-24	82788.00	83231.00	82468.00	82794.00	-0.63
SILVERMINI	30-Aug-24	84188.00	84598.00	83868.00	84165.00	5.02

OPEN INTEREST SNAPSHOT

Commodity	Expiry	% Change	% Oi Change	Oi Status
MCXBULLDEX	27-May-24	-0.13	-1.67	Long Liquidation
MCXBULLDEX	26-Jun-24	0.64	0.00	Short Covering
GOLD	5-Jun-24	-0.31	-4.81	Long Liquidation
GOLD	5-Aug-24	-0.31	3.83	Fresh Selling
GOLDMINI	5-Jun-24	-0.26	-1.36	Long Liquidation
GOLDMINI	5-Jul-24	-0.27	0.02	Fresh Selling
SILVER	5-Jul-24	-0.09	-0.85	Long Liquidation
SILVER	5-Sep-24	-0.09	3.39	Fresh Selling
SILVERMINI	28-Jun-24	-0.05	-0.63	Long Liquidation
SILVERMINI	30-Aug-24	-0.08	5.02	Fresh Selling

INTERNATIONAL BULLION SNAPSHOT

Commodity	Open	High	Low	Close	% Change
Gold \$	2326.31	2329.98	2310.10	2315.20	-0.52
Silver \$	27.43	27.53	27.15	27.23	-1.17

RATIOS

Ratio	Price	Ratio	Price	Ratio	Price
Gold / Silver Ratio	85.85	Silver / Crudeoil Ratio	12.59	Gold / Copper Ratio	82.25
Gold / Crudeoil Ratio	10.80	Silver / Copper Ratio	95.81	Crudeoil / Copper Ratio	7.61


Important levels for Jewellery/Bullion Dealers

 MCX GOLD	Booking Price for Sellers	Booking Price for Buyers	 MCX SILVER	Booking Price for Sellers	Booking Price for Buyers
	71458.00	70838.00		83598.00	82158.00
	71668.00	70628.00		84358.00	81398.00

 RUPEE	Booking Price for Sellers	Booking Price for Buyers
	83.68	83.32
	83.90	83.10

 COMEX GOLD	Booking Price for Sellers	Booking Price for Buyers	 COMEX SILVER	Booking Price for Sellers	Booking Price for Buyers
	2326.90	2301.60		27.54	26.72
	2339.80	2288.70		27.85	26.41

Click here for download Kedia Advisory **Special Research** Reports



Technical Snapshot



SELL GOLD JUN @ 71300 SL 71500 TGT 71000-70800. MCX

Observations

Gold trading range for the day is 70685-71635.

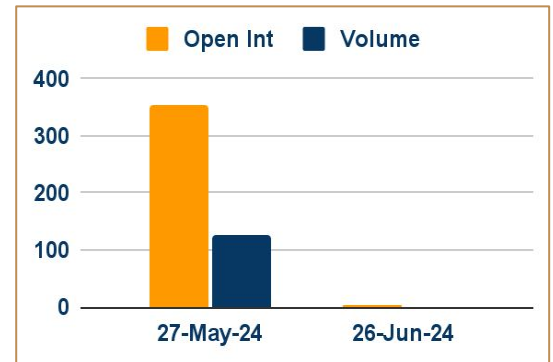
Gold steadied as investors awaited more comments from Fed for further clarity on interest rate cuts.

Fed's Barkin said the current interest rate level should cool the economy enough to return inflation to the central bank's 2% target.

Investors awaited more comments from Federal Reserve officials for further clarity on the timeline for potential interest rate cuts

China's central bank adds more gold to its reserves in April

OI & Volume



Spread

GOLD AUG-JUN	123.00
GOLDMINI JUL-JUN	94.00

Trading Levels

Commodity	Expiry	Close	R2	R1	PP	S1	S2
GOLD	5-Jun-24	71148.00	71635.00	71395.00	71160.00	70920.00	70685.00
GOLD	5-Aug-24	71271.00	71675.00	71475.00	71310.00	71110.00	70945.00
GOLDMINI	5-Jun-24	71136.00	71555.00	71345.00	71155.00	70945.00	70755.00
GOLDMINI	5-Jul-24	71230.00	71610.00	71415.00	71260.00	71065.00	70910.00
Gold \$		2315.20	2337.88	2325.90	2318.00	2306.02	2298.12

Technical Snapshot

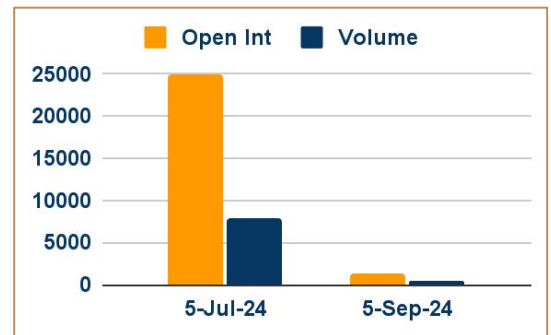


SELL SILVER JUL @ 83200 SL 83800 TGT 82200-81500. MCX

Observations

- Silver trading range for the day is 82090-83730.
- Silver settled flat due to hopes of Fed rate cuts this year.
- US jobs growth weaker than expected, boosting silver gains.
- Fed officials hinting at potential rate reductions bolster gold prices.
- Investors closely follow developments in the Middle East conflict.

OI & Volume



Spread

SILVER SEP-JUL	1438.00
SILVERMINI AUG-JUN	1371.00

Trading Levels

Commodity	Expiry	Close	R2	R1	PP	S1	S2
SILVER	5-Jul-24	82878.00	83730.00	83305.00	82910.00	82485.00	82090.00
SILVER	5-Sep-24	84316.00	85090.00	84700.00	84360.00	83970.00	83630.00
SILVERMINI	28-Jun-24	82794.00	83590.00	83190.00	82830.00	82430.00	82070.00
SILVERMINI	30-Aug-24	84165.00	84940.00	84550.00	84210.00	83820.00	83480.00
Silver \$		27.23	27.68	27.45	27.30	27.07	26.92

Gold prices slipped as investors awaited more comments from Federal Reserve officials for further clarity on the timeline for potential interest rate cuts. Richmond Fed President Thomas Barkin said the current interest rate level should cool the economy enough to return inflation to the central bank's 2% target. Fed funds futures traders are pricing in about 66% probability that the U.S. central bank will begin cutting rates in September, according to the CME's FedWatch Tool.

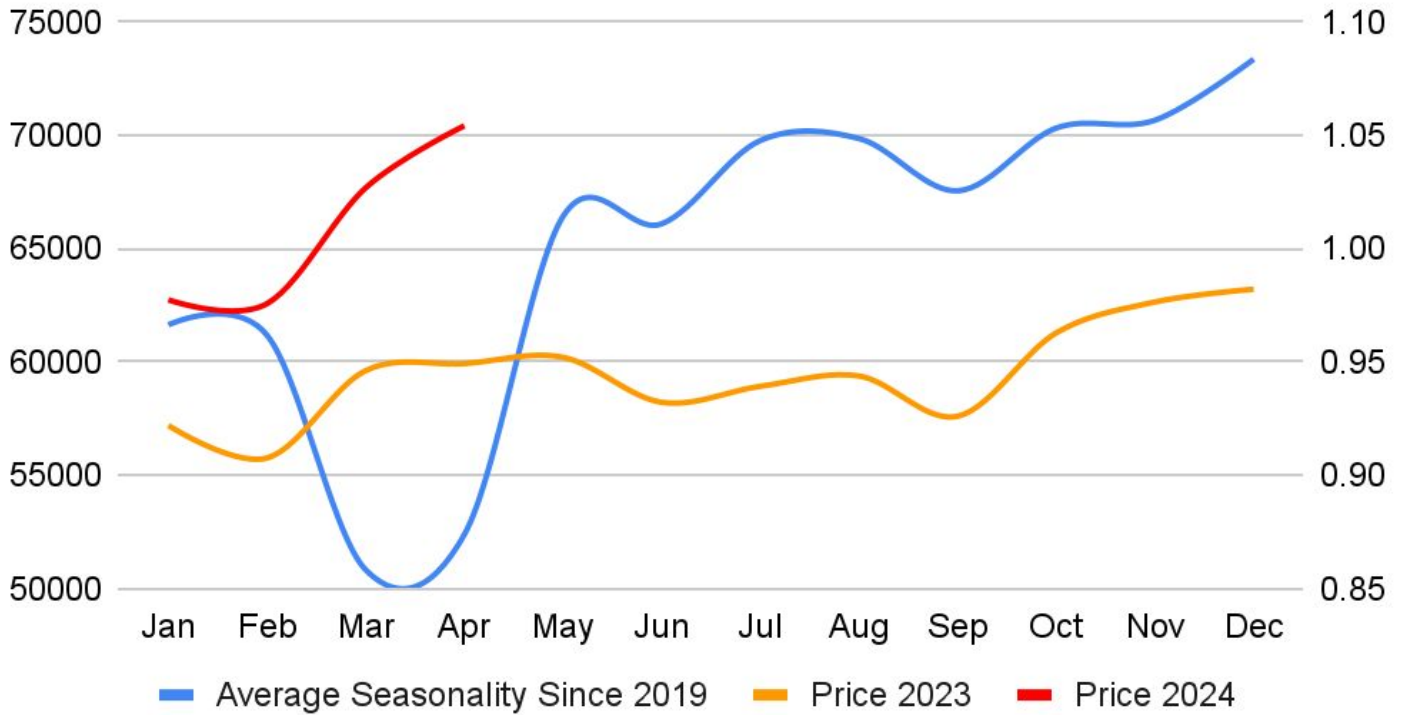
Asia Gold Demand subdued in top-consumers India, China despite price drop - Physical gold demand in India remained subdued despite a slight correction in prices as buyers awaited an even bigger drop, while Chinese premiums slipped for the second straight week due to sluggish holiday demand. Indian dealers charged a premium of up to \$1 an ounce over official domestic prices, versus last week's premium of \$5. In China, dealers charged premiums of \$18-\$20 per ounce over benchmark prices, down from the \$20-\$35 premiums seen last week. In Singapore, bullion was sold at anywhere between at par to \$2 premiums, while dealers charged at par to \$2.25 premiums in Hong Kong. In Japan, dealers sold gold at \$0.5-\$0.75 premiums, slightly lower than the last week's range.

China's March net gold imports via Hong Kong up 40% from Feb - China's net gold imports via Hong Kong jumped 40% in March from the previous month, Hong Kong Census and Statistics Department data showed. Net imports into the world's top gold consumer stood at 55.836 metric tons in March, compared with 39.826 tons in February, the data showed. China's central bank added 160,000 troy ounces of gold to its reserves in March, it said this month. China held 72.74 million ounces of gold at the end of March, from 72.58 million ounces in February. Total gold imports via Hong Kong were up about 40.2% at 63.499 tons.

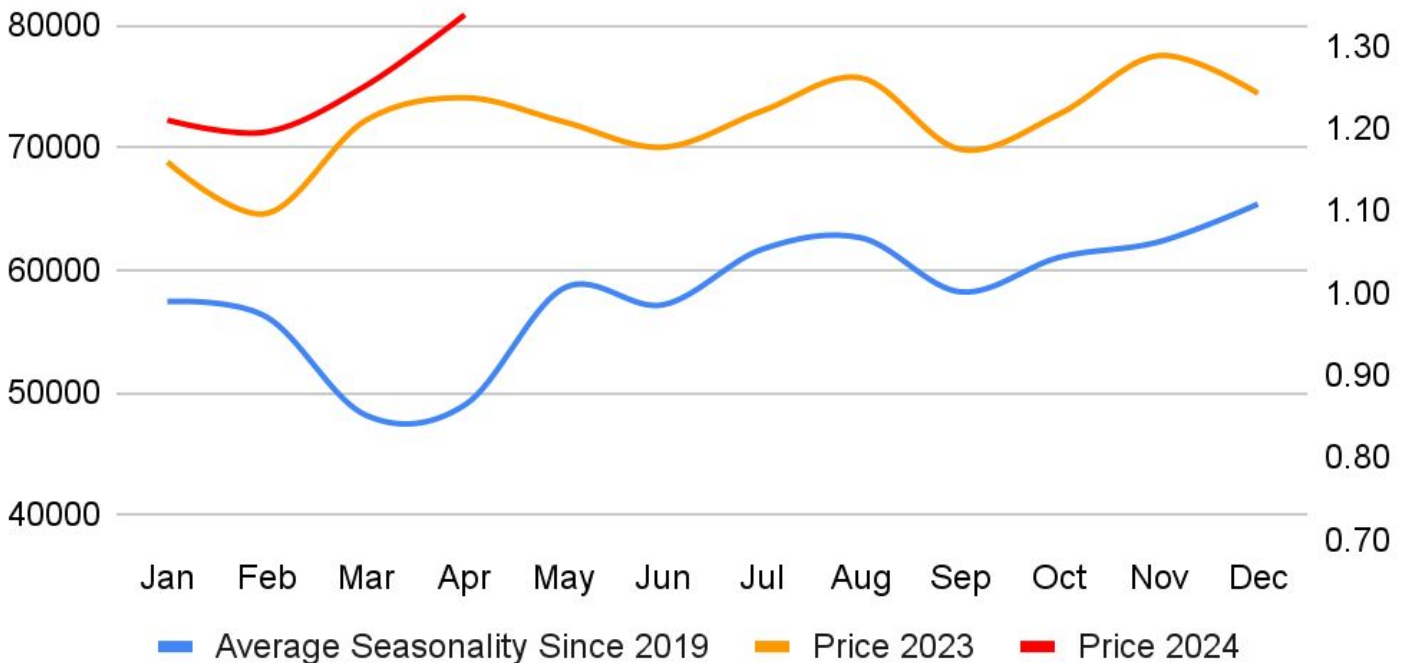
China PBOC Buys Gold for 17th Month as Prices Hit Record - China's central bank purchased gold for its reserves for a 17th consecutive month in March, extending a buying spree that has helped the precious metal surge to a record. The People's Bank of China's gold held rose 0.2% to 72.74 million troy ounces, the smallest increase in the run of monthly purchases since November 2022. Gold has been on a tear in the past two months, hitting records on expectations of lower US interest rates. China's official reserve assets rose to the highest since November 2015, and foreign exchange reserves rose to \$3.2457 trillion.

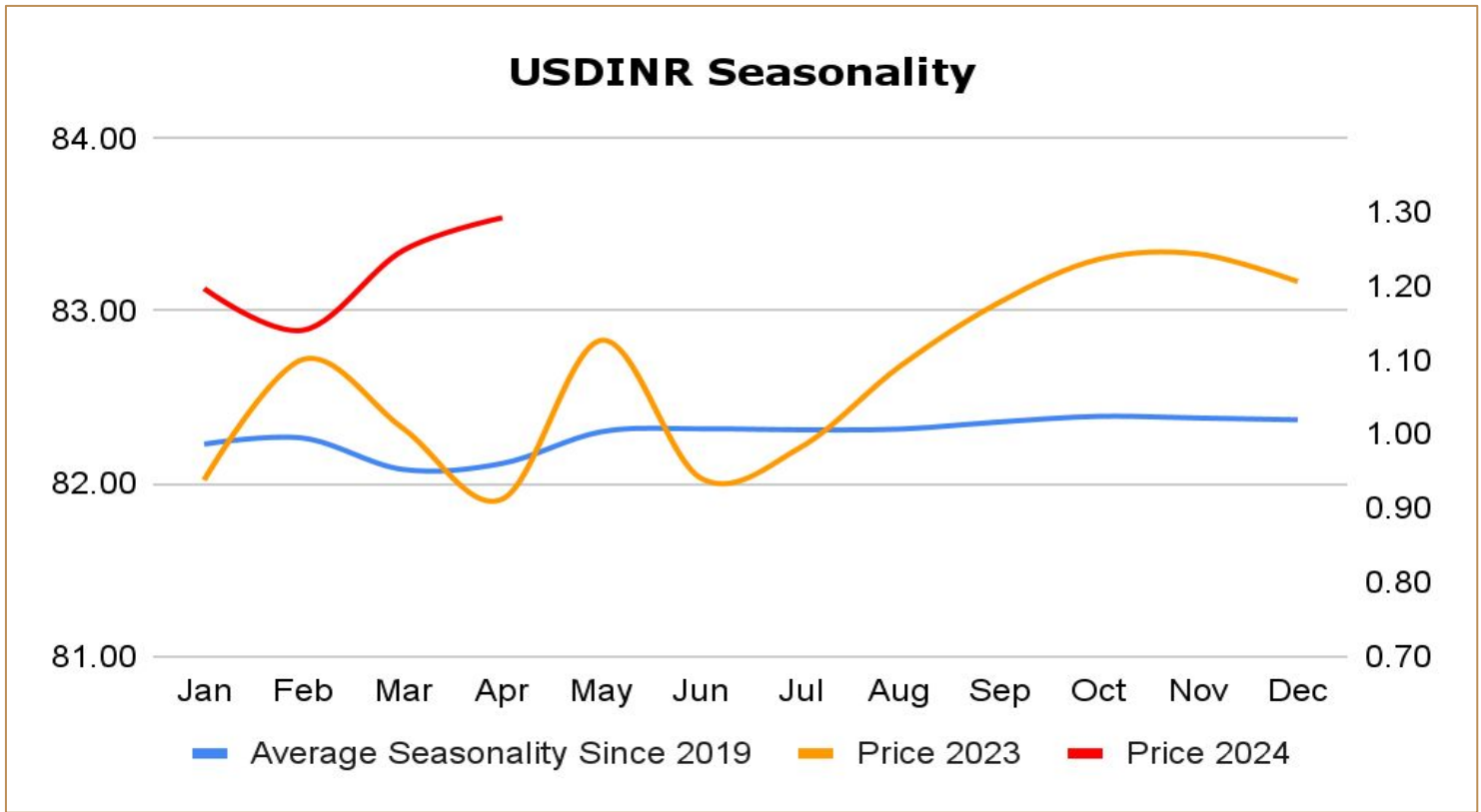
India's March gold imports set to drop 90% as prices surge - India's gold imports are set to plunge by more than 90% in March from the previous month to hit their lowest level since the COVID pandemic as banks cut imports after record-high prices hit demand. Lower imports by India, could limit a rally in global prices that hit a record high earlier this month on expectations that the Federal Reserve will cut interest rates this year. India's gold imports are likely to fall to 10 to 11 metric tons in March from 110 metric tons in February, said a government official. Gold imports in March 2024 are expected to be the lowest since the COVID pandemic, when air traffic restrictions limited imports and lockdowns led to the closure of jewellery shops.

Gold Seasonality



Silver Seasonality





Weekly Economic Data

Date	Curr.	Data
May 6	EUR	Spanish Unemployment Change
May 6	EUR	Italian Services PMI
May 6	EUR	French Final Services PMI
May 6	EUR	German Final Services PMI
May 6	EUR	Final Services PMI
May 6	EUR	Sentix Investor Confidence
May 6	EUR	PPI m/m
May 7	EUR	German Factory Orders m/m
May 7	EUR	German Trade Balance
May 7	EUR	French Prelim Private Payrolls q/q
May 7	EUR	French Trade Balance
May 7	GBP	Construction PMI
May 7	EUR	Retail Sales m/m

Date	Curr.	Data
May 8	USD	Final Wholesale Inventories m/m
May 8	USD	Crude Oil Inventories
May 9	USD	Unemployment Claims
May 9	USD	Natural Gas Storage
May 10	GBP	GDP m/m
May 10	GBP	Prelim GDP q/q
May 10	GBP	Construction Output m/m
May 10	GBP	Goods Trade Balance
May 10	GBP	Index of Services 3m/3m
May 10	GBP	Industrial Production m/m
May 10	GBP	Manufacturing Production m/m
May 10	GBP	Prelim Business Investment q/q
May 10	EUR	Italian Industrial Production m/m



DISCLAIMER

KEDIA ADVISORY

This Report is prepared and distributed by Kedia Stocks & Commodities Research Pvt Ltd. Our SEBI REGISTRATION NUMBER - INH000006156. for information purposes only. The recommendations, if any, made herein are expressions of views and/or opinions and should not be deemed or construed to be neither advice for the purpose of purchase or sale through KSCRPL nor any solicitation or offering of any investment /trading opportunity. These information/opinions/ views are not meant to serve as a professional investment guide for the readers. No action is solicited based upon the information provided herein. Recipients of this Report should rely on information/data arising out of their own investigations. Readers are advised to seek independent professional advice and arrive at an informed trading/investment decision before executing any trades or making any investments. This Report has been prepared on the basis of publicly available information, internally developed data and other sources believed by KSCRPL to be reliable. KSCRPL or its directors, employees, affiliates or representatives do not assume any responsibility for or warrant the accuracy, completeness, adequacy and reliability of such information/opinions/ views. While due care has been taken to ensure that the disclosures and opinions given are fair and reasonable, none of the directors, employees, affiliates or representatives of KSCRPL shall be liable for any direct, indirect, special, incidental, consequential, punitive or exemplary damages, including lost profits arising in any way whatsoever from the information/opinions/views contained in this Report. The possession, circulation and/or distribution of this Report may be restricted or regulated in certain jurisdictions by appropriate laws. No action has been or will be taken by KSCRPL in any jurisdiction (other than India), where any action for such purpose (s) is required. Accordingly, this Report shall not be possessed, circulated and/ or distributed in any such country or jurisdiction unless such action is in compliance with all applicable laws and regulations of such country or jurisdiction. KSCRPL requires such a recipient to inform himself about and to observe any restrictions at his own expense, without any liability to KSCRPL. Any dispute arising out of this Report shall be subject to the exclusive jurisdiction of the Courts in India.

KEDIA ADVISORY

KEDIA STOCKS & COMMODITIES RESEARCH PVT LTD

Mumbai, India

SEBI REGISTRATION NUMBER - INH000006156

For more details, please contact: +91 93234 06035 / 96195 51022

Email: info@kediaadvisory.com

Regd.Off.: 1, 2, 3 & 4, 1st Floor, Tulip Bldg, Flower Valley Complex, Khadakpada Circle,
Kalyan-(W), Mumbai-421301